

# Subfigures and cross-references

February 2, 2010

## 1 Section one

This example illustrates how you can create cross references to subfigures using a little bit of ERT and the normal mechanisms in LyX. We can now refer to subfigure 1(b) and subfigure 1(a) as usual.

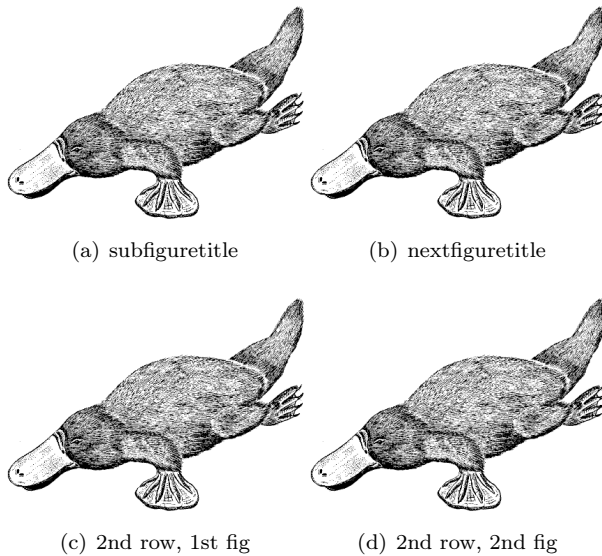




Figure 1: This is just the figure text

The example below illustrates how to use subfigures inside minipages – this enables control over the width that each subfigure and its caption should occupy.



(a) Subfig1



(b) Subfig2

Figure 2: Caption for Figure